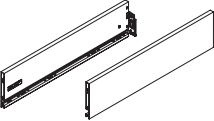

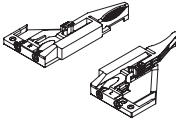

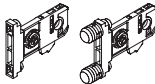


DESCRIPTION	LNG. NOM.	CODE	DESCRIPTION	EXECUTION	CODE
1 Profil en graphite. 	400 mm 450 mm 500 mm 550 mm	5300-1840 5300-1845 5300-1850 5300-1855	2 Cache intérieur.  Commander 2 pc. par tiroir.	graphite	5300-1090
DESCRIPTION			CODE		
3 Raccord gauche/droite. 		5300-1030	5 Fixation frontale pour profil. 		5300-1075
DESCRIPTION		CODE	DESCRIPTION	SOORT MONTAGE	CODE
			4 Fixation frontale pour profil. 	à visser à enfoncer	5300-1010 5300-1020

DESSIN TECHNIQUE

