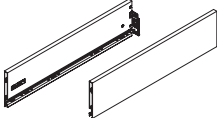

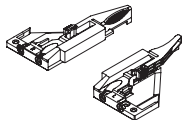

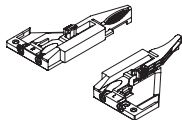
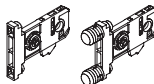
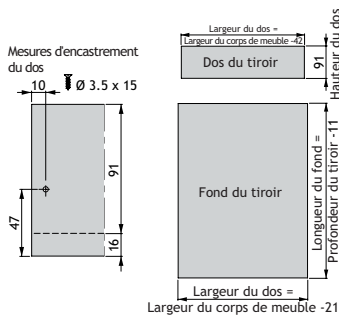


DESCRIPTION		LNG. NOM.	CODE	DESCRIPTION		EXECUTION	CODE		
1	Profil.		400 mm 450 mm 500 mm 550 mm	5300-1740 5300-1745 5300-1750 5300-1755	2	Cache intérieur.	 Commander 2 pc. par tiroir.	gris	5300-1050
DESCRIPTION					CODE				
3	Raccord gauche/droite.		5300-1030	5	Raccord fond frontal.		5300-1075		
DESCRIPTION				CODE	DESCRIPTION		SOORT MONTAGE	CODE	
3	Raccord gauche/droite.		5300-1030	4	Fixation frontale pour profil.		à visser à enfoncer	5300-1010 5300-1020	

DESSIN TECHNIQUE



Mesures d'encastrement de la face

